

English for

GARDENING AND HORTICULTURE

Marta Jiménez Manero • Ángel Diezma Carrero



English for **GARDENING AND HORTICULTURE**

Marta Jiménez Manero • Ángel Diezma Carrero



Edición del 2017

Autores: Marta Jimenez Manero y Ángel Diezma Carrero

Maquetación: Marta Jiménez Manero

Edita: Educàlia Editorial

Imprime: Grupo Digital 82, S.L.

ISBN: 978-84-16663-89-7

Depòsit Legal: V-2310-2018

Printed in Spain/Impreso en España.

Todos los derechos reservados. No está permitida la reimpresión de ninguna parte de este libro, ni de imágenes ni de texto, ni tampoco su reproducción, ni utilización, en cualquier forma o por cualquier medio, bien sea electrónico, mecánico o de otro modo, tanto conocida como los que puedan inventarse, incluyendo el fotocopiado o grabación, ni está permitido almacenarlo en un sistema de información y recuperación, sin el permiso anticipado y por escrito del editor.

Alguna de las imágenes que incluye este libro son reproducciones que se han realizado acogándose al derecho de cita que aparece en el artículo 32 de la Ley 22/18987, del 11 de noviembre, de la Propiedad intelectual. Educàlia Editorial agradece a todas las instituciones, tanto públicas como privadas, citadas en estas páginas, su colaboración y pide disculpas por la posible omisión involuntaria de algunas de ellas.

Educàlia Editorial, S.L.

Avda. de les Jacarandes, 2, loft 327 - 46100 Burjassot

Tel: 960 624 309 - 963 768 542 - 610 900 111

E-mail: educaliaeditorial@e-ducalia.com

www.e-ducalia.com

UNITS	VOCABULARY	READING	GRAMMAR
1. Back to Basics	<ul style="list-style-type: none"> Alphabet Numbers Measurements Colours Shapes 	<ul style="list-style-type: none"> Tree rings 	<ul style="list-style-type: none"> Verb to be Have got Wh- questions Pronouns Possessives
2. The Green Thumb	<ul style="list-style-type: none"> Gardening verbs 	<ul style="list-style-type: none"> My gardening routine 	<ul style="list-style-type: none"> Present simple Present continuous Adverbs of frequency Present.S vs Present.C
3. Grass is always Greener	<ul style="list-style-type: none"> Gardening and landscaping 	<ul style="list-style-type: none"> The history of gardening 	<ul style="list-style-type: none"> Past simple Past continuous Past.S vs Past.C Used to
4. Call a Spade a Spade	<ul style="list-style-type: none"> Gardening tools Gardening products 	<ul style="list-style-type: none"> On-line shopping 	<ul style="list-style-type: none"> Expressing purpose: for+ ing relative clauses
5. Old Chesnut	<ul style="list-style-type: none"> Parts of a tree Types of trees 	<ul style="list-style-type: none"> The future of plant growing 	<ul style="list-style-type: none"> Future tenses
6. As Fresh as a Daisy	<ul style="list-style-type: none"> Parts of a flower Flower types Adjectives 	<ul style="list-style-type: none"> Natural World Guinness records 	<ul style="list-style-type: none"> Comparative and superlative Modifiers
7. Save for a Rainy Day	<ul style="list-style-type: none"> Weather and climatology 	<ul style="list-style-type: none"> Interpreting climate graphs, charts and diagrams 	<ul style="list-style-type: none"> 0 conditional 1st conditional 2nd conditional
8. Bug off!	<ul style="list-style-type: none"> Plant health care 	<ul style="list-style-type: none"> Labelling 	<ul style="list-style-type: none"> Modal verbs
9. Money doesn't grow on trees	<ul style="list-style-type: none"> Job world 	<ul style="list-style-type: none"> Job offers Happy gardeners 	<ul style="list-style-type: none"> Passive voice

LISTENING	SPEAKING	WRITING	LANGUAGE RECORD
<ul style="list-style-type: none"> Obtaining personal information 	<ul style="list-style-type: none"> Talking personally 	<ul style="list-style-type: none"> How to write an informal e-mail 	
<ul style="list-style-type: none"> A tour around a garden. 	<ul style="list-style-type: none"> Giving and following instructions. 	<ul style="list-style-type: none"> Instruction manuals 	
<ul style="list-style-type: none"> A gardening TV programme 	<ul style="list-style-type: none"> Designing your own garden 	<ul style="list-style-type: none"> How to write an estimate 	
<ul style="list-style-type: none"> Problems and the tools to solve them 	<ul style="list-style-type: none"> Describing objects Designing a marketing campaign 	<ul style="list-style-type: none"> Asking for information about an object or product 	
<ul style="list-style-type: none"> Radio programme about pollution 	<ul style="list-style-type: none"> Oral presentation about a project 		
<ul style="list-style-type: none"> At the flower shop 	<ul style="list-style-type: none"> Flower shop roleplay 	<ul style="list-style-type: none"> How to write an application form 	
<ul style="list-style-type: none"> Weather conditions 	<ul style="list-style-type: none"> Asking for clarification 	<ul style="list-style-type: none"> A climatological report 	
<ul style="list-style-type: none"> A documentary about pest prevention 	<ul style="list-style-type: none"> Phone calls 	<ul style="list-style-type: none"> Performance records 	
<ul style="list-style-type: none"> Job enquiries 	<ul style="list-style-type: none"> The job interview 	<ul style="list-style-type: none"> Writing a CV 	

UNIT 2

The Green Thumb

Unit contents:

- **Vocabulary:** Gardening actions..
- **Reading:** My gardening routine.
- **Grammar:** Present simple and present continuous.
- **Listening:** A tour around the garden.
- **Speaking:** Giving directions.
- **Writing:** An instruction manual.

VOCABULARY: GARDENING ACTIONS

1. Look at the pictures and match the verbs with the numbers



TO HARVEST ___

TO PRUNE ___

TO TRANSPLANT ___

TO RAKE ___

TO SHOVEL ___

TO SOW ___

TO REAP ___

TO HOE ___

TO PICK ___

TO WATER ___

TO PLOW ___

TO GATHER ___

2 Match the verbs on the left with the nouns or phrases on the right. Use each word once only.

1. To scatter



2. To dig



3. To settle



4. To mow



5. To weed



6. To trim



7. To install



8. To pot up



a) the lawn



b) the hedges



c) seeds



d) an irrigation system



e) a hole



f) the flower beds



g) the soil



h) the seedlings



To have a “Green Thumb” means:

- a) to be naturally good at gardening.
- b) to have permission to perform an action.
- c) to be very clumsy.



3 Find the correct synonym of the verbs in the green boxes.

1. to sever	a. to cut	b. to clear	c. to burn
2. to mulch	a. to control	b. to fertilize	c. to check
3. to sprinkle	a. to spray	b. to grow	c. to fill
4. to uproot	a. to plant	b. to fumigate	c. to pull out

READING

MY GARDENING ROUTINE

Hi! My name is Trycia Connelly and I consider myself to have a green thumb. I have a vegetable garden in my backyard and I take care of it every day. Let me explain what I do to maintain my garden:

STEP 1: _____

I always start off with some weed control. My garden is quite extensive, it has about 20 garden beds so it takes me about an hour to inspect all the plants. This is the time to observe carefully, detect plagues and think of possible solutions. When I finish, I throw all the weeds into an organic waste disposal bin.

STEP 2: _____

I do this task every two weeks. I turn and rotate the compost pile with a rake. I sometimes need to add different substances to it to make sure I get a good fertilizer.

STEP 3: _____


I have many fruit trees in large posts that need a lot of nutrients. These nutrients are normally absorbed by the soil so I regularly have to fertilise the trees to help maintain their health.

STEP 4: _____

Later I check all my plants have sufficient water. I often have to dig holes for fence posts, too. This is a very hard task but it keeps me strong and healthy!

STEP 5: _____

After all the work, I like to sit back and relax. I always drink a glass of cold lemonade when I finish my gardening tasks. Obviously there is more work in spring or summer and less in autumn or winter. However, with a little forward planning you can keep your fruit and vegetables healthy and abundant.



1 Choose the best title (A-E) to match the paragraphs in the text.

- STEP 1 __ A. Composting
STEP 2 __ B. Weed control
STEP 3 __ C. Fertilization
STEP 4 __ D. Time to relax
STEP 5 __ E. Watering

2 Decide if the sentences are true (T) or false (F).

1. Trycia never fertilises her fruit trees.
2. Trycia uses a pitchfork to rotate the compost.
3. Trycia never gets tired doing her gardening tasks.
4. Trycia takes care of her garden once a week.

3 Answer the following questions.



1. How often does Trycia take care of her garden?
2. How long does it take Trycia to inspect her garden?
3. Where does she throw the weeds?
4. What does she often do that keeps her strong and healthy?
5. When is there more work to do, in spring or in winter?

4 Look at the photos Trycia has posted online. Can you match the description to the right photograph?



__ Check this out! I'm looking for caterpillars in this leaves. Oh, no! look at all those holes...

__ Here I am digging a hole in the ground. Although you can't see me, I'm sweating a lot!



__ This is my dog Bobby. He is playing with the hose. It's a hot summer's day!

__ This is my favourite pic! I'm enjoying a lemonade with a nice piece of cake.

GRAMMAR: TALKING ABOUT THE PRESENT

PRESENT SIMPLE VS. PRESENT CONTINUOUS

- **USE.** Look at the examples taken from the text. Then complete the use and the structure boxes.

<p>"I sometimes need to add different substances" PS</p> <p>"I always start off with some weed control" PS</p> <p>"I m enjoying a lemonade" PC</p> <p>"I m looking for caterpillars in these leaves" PC</p>	<p>PRESENT SIMPLE/ PRESENT CONTINUOUS</p> <ul style="list-style-type: none"> • Use the present _____ for permanent situations and routines. • Use the present _____ to talk about actions happening now, or around now.
---	--

- **STRUCTURE.** Complete the chart.

	PRESENT SIMPLE	PRESENT CONTINUOUS
+	I / _____ / we / they + infinitive He / she / it + _____ + (e)s	I + am You / we / they + ____ + verb + ____ He / _____ / it + is
-	I / you / we / they + don't + _____ He / she / it + _____ + infinitive	_____ + 'm not You / we / they + ____ + verb + ____ He / _____ / it + isn't
?	_____ + I / you / we / they + infinitive _____ + he / she / it + infinitive	Am + ____ Are + you / we / ____ + verb + ____ ____ + he / she / it

- **TIME EXPRESSIONS.**

PRESENT SIMPLE

A. ADVERBS OF FREQUENCY

Look at the examples and choose the correct options.

"She always arrives on time"

"She is always punctual"

Frequency adverbs usually go *before* / *after* the main verb but *before* / *after* the verb to be.

100%	always	He always give flowers to Mary.
85%	usually	I usually take two buses.
75%	frequently	She frequently goes to the park.
60%	often	We often miss the English class.
50%	sometimes	They sometimes play football.
40%	occasionally	I occasionally travel by work.
30%	rarely	You rarely water the plants.
20%	seldom	He seldom lends money.
10%	hardly ever	We hardly ever drink lemonade.
0%	never	I never rake the leaves.

B. OTHER TIME EXPRESSIONS

They usually go at the beginning or at the end of the sentence.

- On + day of the week (Monday, Tuesday, etc.)
- In the + morning/ afternoon/ evening
- At + night
- At + clock times (at six o'clock)
- Every + period (morning, day, summer, etc.)
- Once a + period (once a week)
- Twice a + period (twice a year)
- Three / Four / ... times a + period)

PRESENT CONTINUOUS

- Now
- Right now
- At the moment
- At the present
- Nowadays
- For the time being

1 Complete the sentences with present simple or present continuous.

1. The children (play) outside now.
2. She usually (read) the newspaper in the morning.
3. I (do) the gardening now.
4. John (eat) his dinner at the moment.
5. (you / want) a pizza?
6. They (install) an irrigation system right now.
7. I (not / like) spaghetti.
8. The baby (sleep) now.
9. My mother usually (cook) dinner in the evening.
10. He (trim) the hedges every month.

2 Complete the text using the present simple or the present continuous form of the verbs.

Every morning Robert Watson 1. _____ (get) ready to start his duties in the Benmore Botanic Garden in Scotland. But he 2. _____ (not work) alone - he 3. _____ (work) along with other gardeners in this majestic place. They 4. _____ (maintain) more than 45 hectares set in the mountains. On Mondays Robert usually 5. _____ (start) at the Formal Garden. It is an area with more than 200 plants. They 6. _____ (need) a lot of water when it 7. _____ (not rain). At the moment, he 8. ___ also _____ (weed) the area so these plants 9. _____ (grow) stronger now than last year.

3 Correct the sentences.

- a) I no drink alcohol.

- b) You smoke?

- c) My brother don't listen to the radio.

- d) Does your sister goes to pubs?

- e) I'm usually listening to music in the evening.

- f) My brother's busy right now. He does his homework.

4 Complete the sentences so that they are true for you.

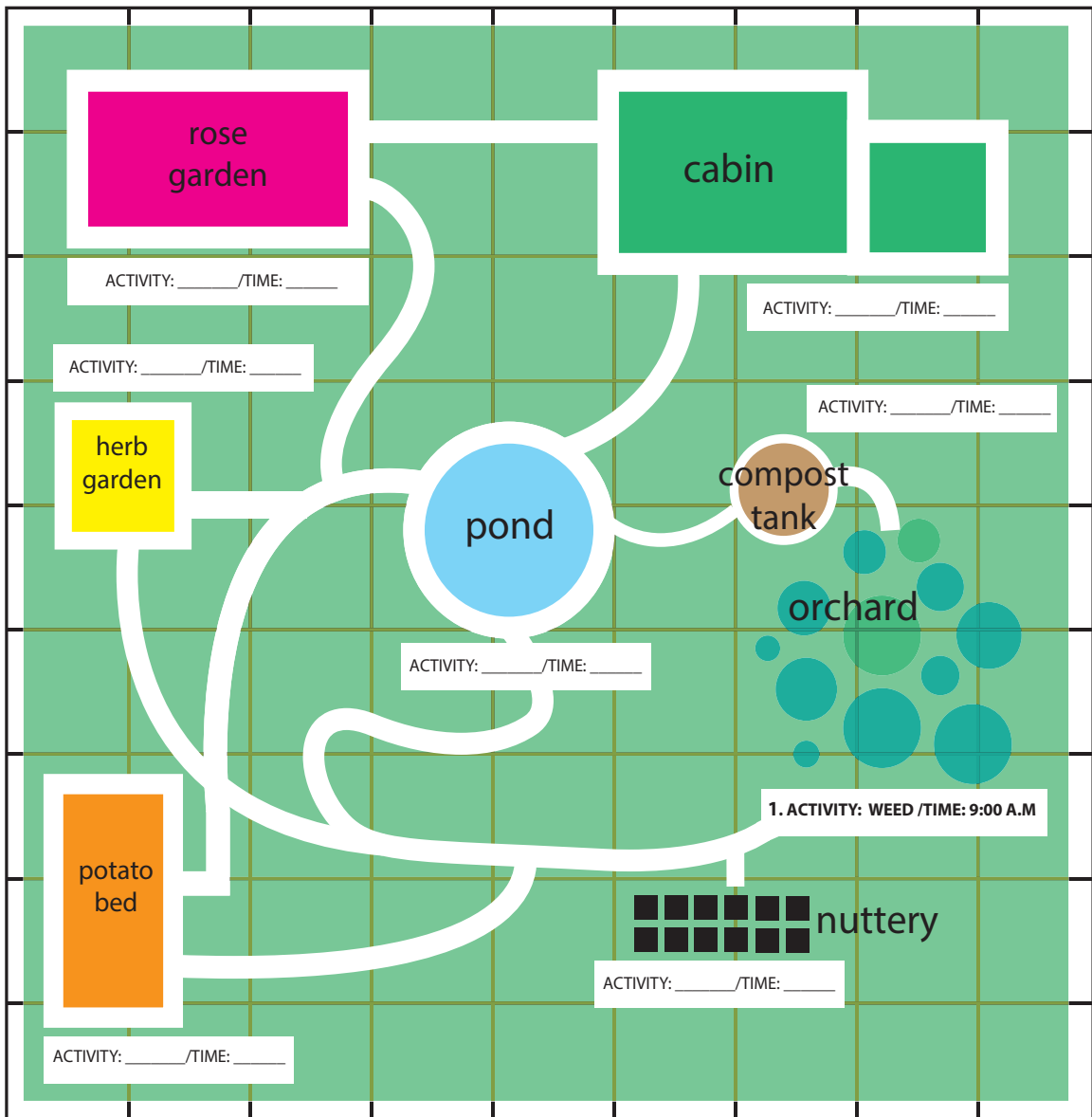
- a) Every summer I _____.
- b) At the moment I _____.
- c) In my free time I usually _____.
- d) Nowadays I _____.
- e) At the present _____.

LISTENING: A TOUR AROUND A GARDEN

1 Look at Mike's garden plan.

- a) Listen and draw the route he takes on his morning routine.
- b) Listen again and complete the boxes with his times and tasks.
- c) Write sentences using the information in the map.

Ex: *He waters the seedlings in the nuttery at 8:00 am.*



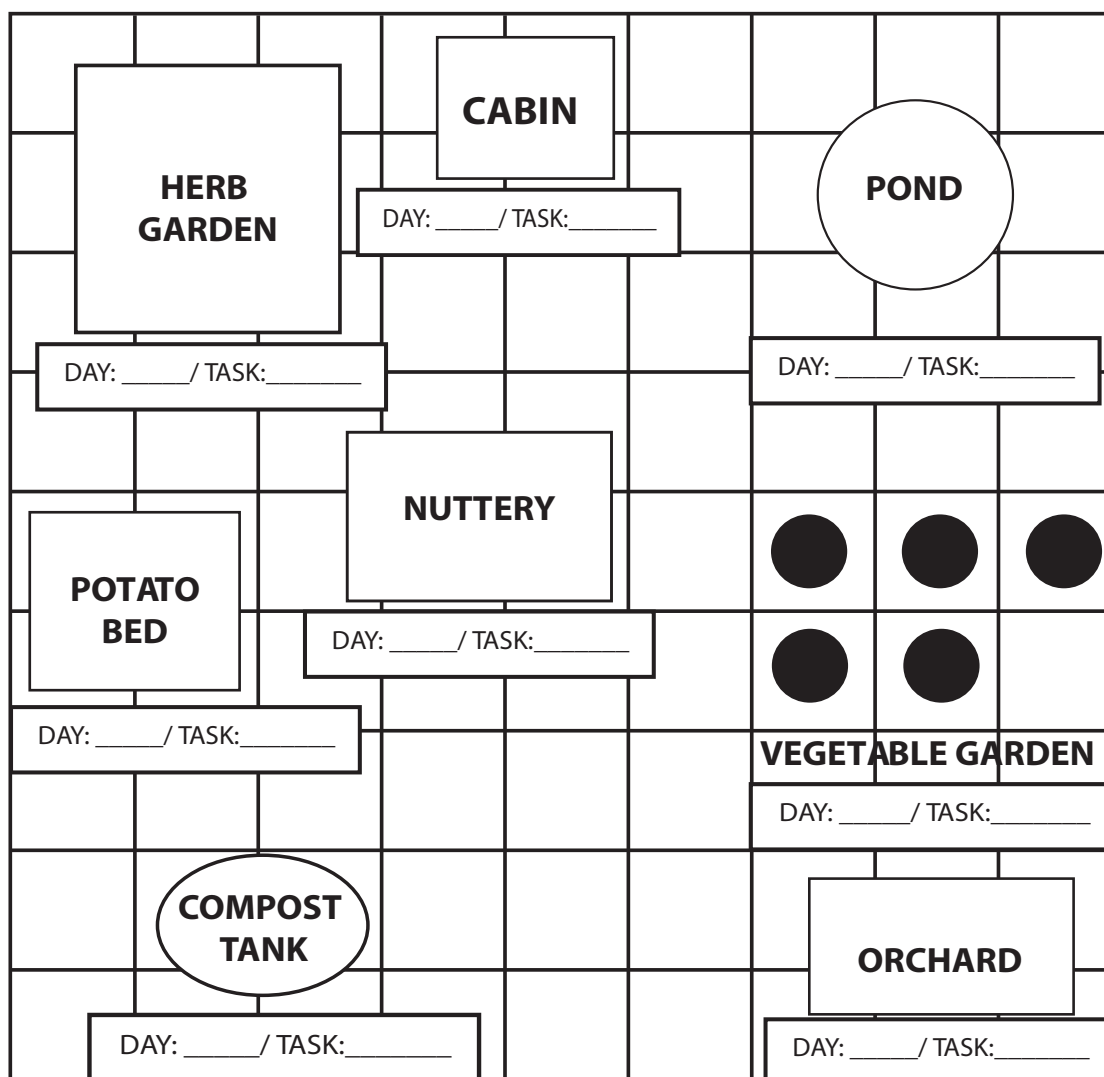
SPEAKING: FOLLOWING INSTRUCTIONS

1 Imagine you are the foreman in charge of the garden below and your partner is a trainee gardener under your supervision. Change roles when you finish.

a) Design a schedule for your partner's first week in the post.

	Monday	Tuesday	Wednesday	Thursday	Friday	Saturday	Sunday
Task	Mow the lawn						
Place	Pond						

b) Ask him/ her to write your instructions in the map. Example: "On Monday, mow the lawn around the pond"



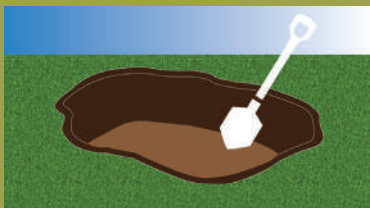
WRITING: INSTRUCTION MANUALS

WOKI-How


HOW TO MAKE A BOG GARDEN

A bog garden is the perfect habitat for plants that need to be permanently in contact with water. It is a fun and easy project that can turn a damp unused spot into a lovely attraction in your garden!

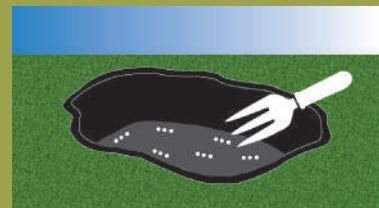
1 Look at the pictures and complete the steps with the sentences below




First, _____



Second, _____



Next, _____



Then, _____



After that, _____



Finally, _____

- water your bog garden generously and remember to fertilise and weed it regularly
- install a plastic pond liner
- dig the area for your bog garden
- plant some suitable bog plants such as irises, ferns or arum lilies
- fill the hole using compost and soil
- pierce the liner with a fork

2 TASK: Write a new entry for "WokiHow" explaining a how-to project with at least 6 instructions.

Step 1: Decide your how-to gardening project.

Step 2: Divide the project into different stages with specific instructions.

Step 3: Use connectors of sequence:

First(ly) / Second(ly) / Third(ly)

Next

Then

After that

Finally

Step 4: Write a final copy and support it with images.